






25 Gilliver Avenue Vacluse NSW

5  5  3 

Designed by architectural firm Wardell Moore and Dowling in 1937, this stately home is nestled on a double block totalling 1,518 square metres of land. The home is situated on the corner of Wentworth Road and Gilliver Avenue in an exclusive eastern suburbs enclave and is offered to the market for the first time in 46 years.

Featuring grand proportions and several spacious formal rooms, this home includes extensive herringbone flooring, high ceilings, open fireplaces plus central heating and a large entertainer's kitchen with butler's pantry and a wine cellar.

The floorplan provides great flexibility to utilise the residence as either one large home or alternatively with a self-contained wing (with its own access) - ideal for staff or guest accommodation.

Land Size : 1518 sqm
View : <https://www.savillsresidential.com.au/sale/nsw/eastern-suburbs/vacluse/residential/home/5961684>



Martin Schiller
 02 9416 9393



25 GILLIVER AVENUE,

VAUCLUSE, NSW, AUSTRALIA



Savills does not guarantee the accuracy of any information in this floorplan.